

Using description and translation lists

You can add definitions or verbal clues to the words in your own lists – or translations for them. *Description lists* are useful for learning or revising facts by recording a clue and having the written target word as the answer. *Translation lists* are useful for learning vocabulary in another language.

Description List

Go to *Actions\Add own word lists*. Click on the list you want to add descriptions for, and click on the spanner.



Select *Description list*.

List type:

Normal list

Description list (record descriptions for your words)

Translation list (record translations for your words)

Words in: Translations in:

Please specify: Please specify:

OK Cancel

In this example, it shows that the word 'pronoun' needs to be recorded.

It also shows that in the third column headed *description*, you need to record descriptions for all the words – in order to use the list as a *Description list* in the games.

Words in the list: 'parts of speech'			
	sound	image	description
noun	!	□	
verb	!	□	
adjective	!		
adverb	!		
pronoun	!		

Go to the right hand panel, record a description for each word and save it.

The word: 'noun'

Add / change recording

Add / change picture

Record new sound:

Sound for 'noun':

Existing sound:

Record new sound:

Description for 'noun':

Existing sound:

Record new sound:

The list now shows that all its words have been recorded and that they all also have a description recorded. (Only two however have got pictures.)

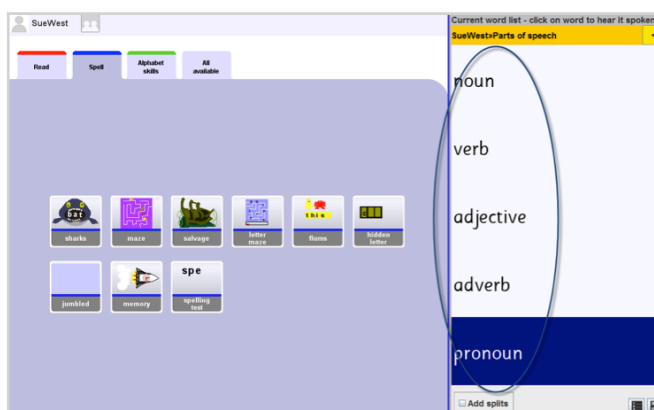
Words in the list: 'parts of speech'			
	sound	image	description
noun	🔊	🖼️	🗣️
verb	🔊	🖼️	🗣️
adjective	🔊		🗣️
adverb	🔊		🗣️
pronoun	🔊		🗣️

Go to the home screen for word lists and find your list. Select the *Choose game* screen and you will see that the *Use descriptions* button has been ticked.



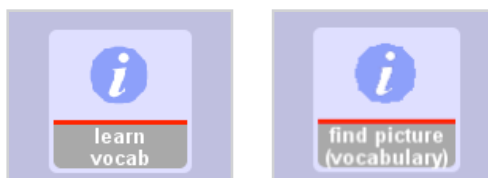
If you click on the words on the right you hear the word and then after a bleep you hear the description. This is also true for the *Learn vocab* game.

When you play the rest of the games, you will **only** hear the description.



Some games may be greyed out (including *Learn vocab*) if they need pictures, and these are not available.


(The same greyed-out icon would also appear if they need recordings).



If you want to play these greyed-out games you need to go back to the screen for *Add own word lists* and add pictures (or recordings) totalling at least 4.

Translation List

Go to *Actions\Add own word lists*. Click on the list you want to add translations for and click on the spanner.

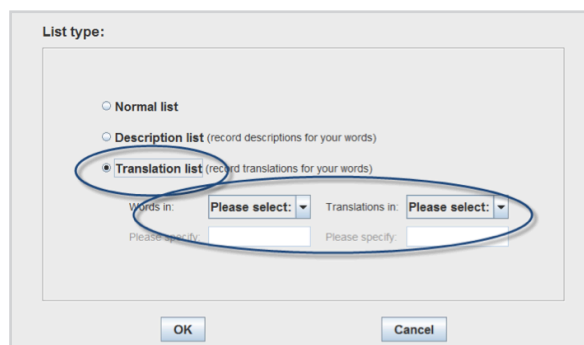


Select *Translation list*.

Select which language the words are written and recorded in.

Select the language for the translation – you will add recordings in this language.

Follow the instructions for a *Description List* regarding the making of additional recordings.



If you click on the words on the right you hear the word, and then after a bleep you hear the translation. This is also true for the *Learn vocab* game.

When you play the rest of the games, you will only hear the translation.

The *Learn vocab* game is especially important. If it is greyed-out (or any other games are greyed-out), this means that the list has not got enough pictures or translation recordings (4 are needed for each).

You need to go back to the screen *Add own word lists* and add the necessary pictures or recordings - totalling at least 4 of each.

